

Guided Pathways: A Catalyst for Change



Tonjua Williams, Ph.D.
President
St. Petersburg College

2019 Innovation of the Year Award Recipient
League for Innovation Conference
March 2020

Visionary Pillars

- ❖ Academic Excellence
- ❖ Economic Mobility
- ❖ Community Engagement

Mission

A premier College enriching and strengthening lives through a *community of care*



SPC Grads earn an average salary of **\$51,248** yearly.

ABOUT SPC

- 12 Campuses/Centers
- Online
- Academic Affairs
- 13 Deans
- 42 Academic Chairs
- Student Affairs
 - 6 Provosts
 - 6 Associate Provosts
 - 8 Advising Managers
 - 64 Advisors



STUDENT PROFILE

45,215 Students

73% Attend part time

70% Work while attending school

45% Age 25 and older

40.4% Minorities

30% Have children

73% Pell eligible





Why Implement Guided Pathways?

Too many students wander because they are:

- ❖ Undecided in regard to career goals
- ❖ Unaware of the elements of a chosen career
- ❖ Disconnected regarding the initial curriculum and their career choice





Initial Contributing Factors

- ❖ Avg. # of credits completed for AA degree = **81 hrs**
- ❖ Avg. # of credits completed for AS degree = **93 hrs**
- ❖ University Excess Hours Fees 100% Increase over 110% credit hours
- ❖ New Financial Aid language
- ❖ 2,500 Students Enrolled in Fall 2015 and did not return Spring 2016 (Good Academic Standing)



Focus on completion, while maintaining access.



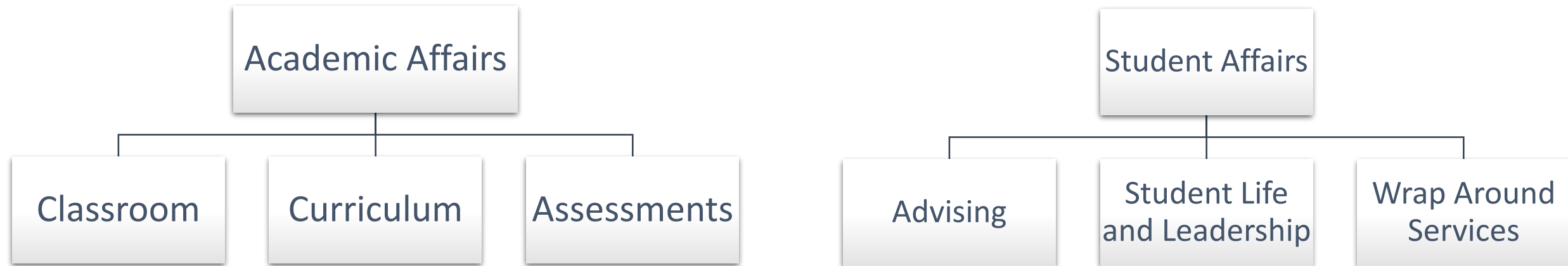
4 Dimensions of Guided Pathways

- ❖ Clarify paths to student end goals
- ❖ Help students choose and enter a pathway
- ❖ Keep students on the path
- ❖ Ensure students are learning



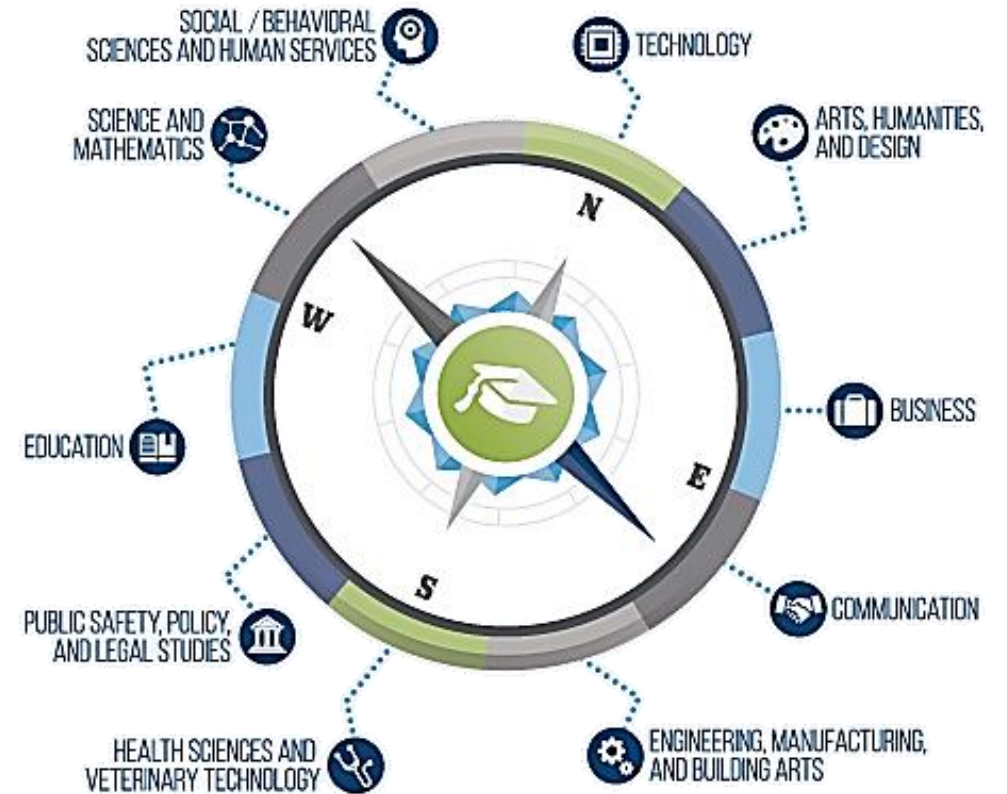


Prior to Guided Pathways






Career & Academic Communities






Strengthening Relationships


Confirm
Community
and
Program
Plan is
Correct



Academic
Pathway



My
Learning
Plan



Typical First Time in College Session is 45 minutes

- ✓ Discussion about family and work responsibilities
- ✓ Clubs they may be interested in
- ✓ How to get involved on campus
- ✓ Goal: Teach them the tools to be successful
- ✓ Goal: Build a relationship with student

Advising Data

- ✓ **2,423** FTIC Students in Fall 2020 (as of 8/28/2020)
- ✓ **35,526** Students Interactions from July 1-August 17, 2020
- ✓ **80%** Fall 2020 FTIC had an Interaction with an Advisor between July 1-August 17, 2020

75% Applicant to Enrollee
Conversion Rate

The Career Conversation



Student Confidence Level: Student is uncertain about community and uncertain about program.

Characteristics

- ✓ No understanding of program or options available to them (AA vs. AS)
- ✓ Uninterested
- ✓ Distressed about making a decision
- ✓ Afraid of committing
- ✓ Answers are "I don't know"

Student Confidence Level: Student is uncertain about community and uncertain about program.

Characteristics

- ✓ Potentially deciding between multiple programs.
- ✓ Might know what they want to do but not how to get there.
- ✓ Curious and have a lot of questions.
- ✓ Exploratory and eager to learn about different paths.
- ✓ Looking at several AA transfer options, and transfer institution not identified.

Student is certain about community and certain about program

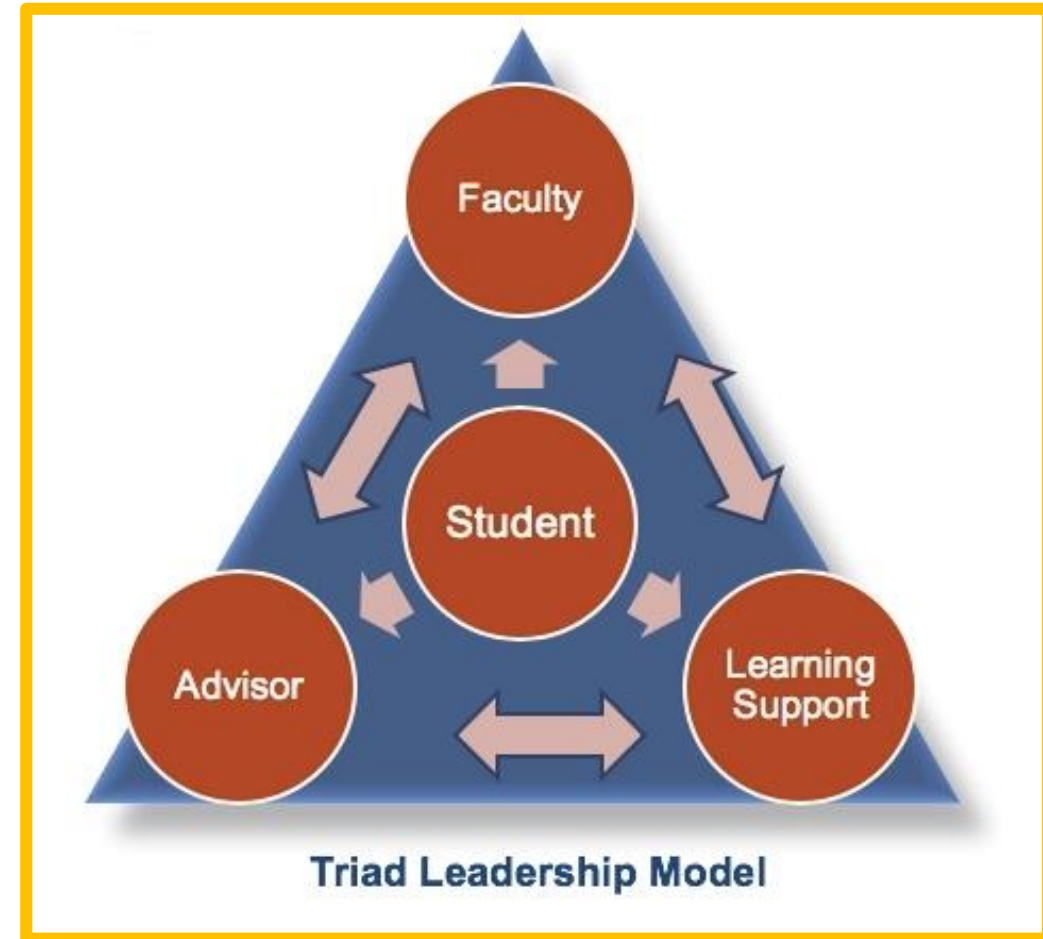
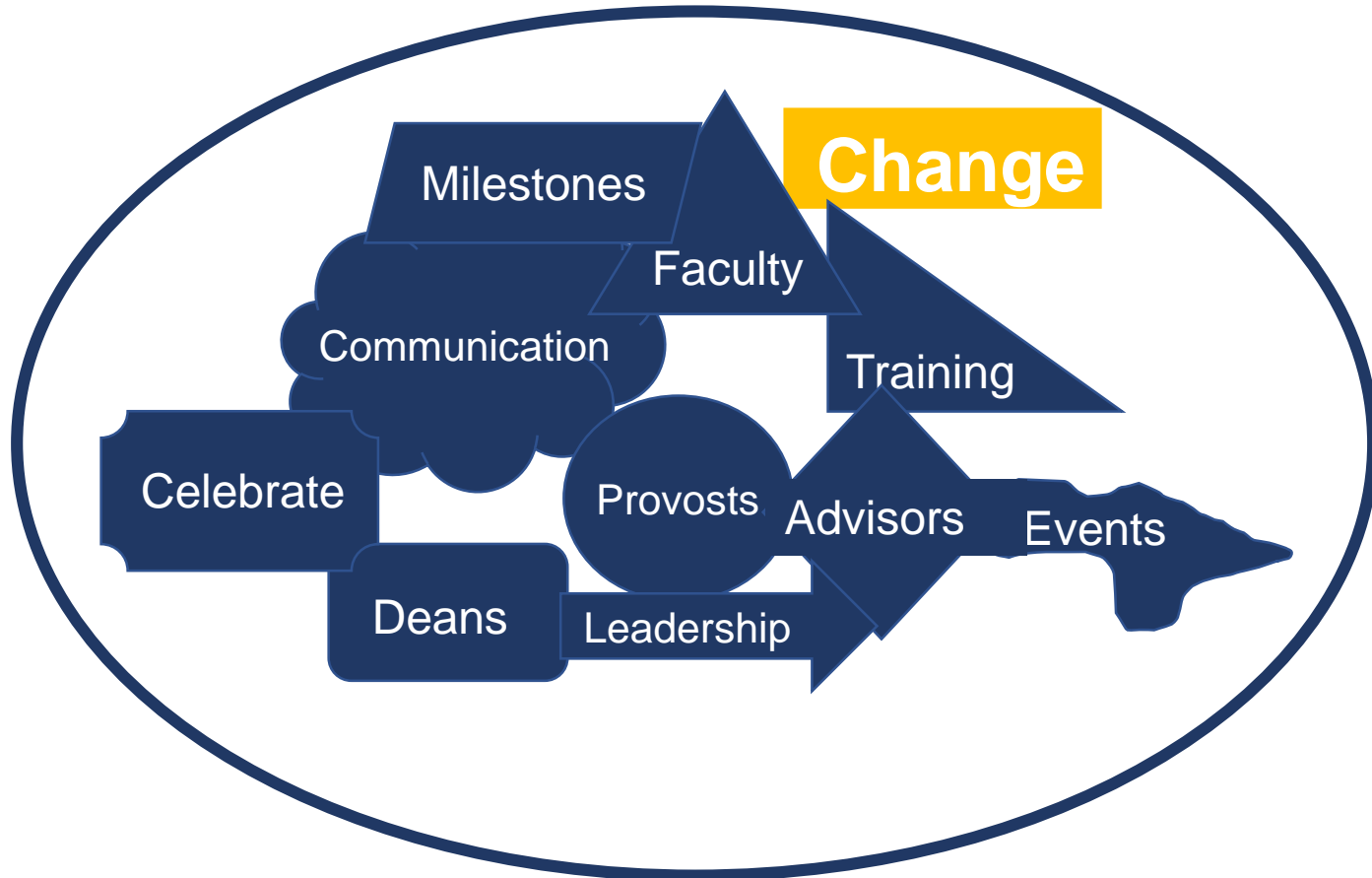
Characteristics

- ✓ Confident in program choice and know steps to take to complete program.
- ✓ Understand difference between AA and AS degree.
- ✓ AS understand job market for selected program.
- ✓ AA students identified transfer college/university



Triad Leadership Team

Pathways Institute Brainstorm



Triad Leadership Model



Student Engagement & Support





Student – Faculty Engagement





Student Achievement

African American Male Initiative

SPC'S AFRICAN AMERICAN MALE INITIATIVE IS A COLLEGE-WIDE, INTER-DEPARTMENTAL EFFORT DEDICATED TO REMOVING BARRIERS AND IMPROVING SUCCESS RATES FOR BLACK MALE STUDENTS TO HELP THEM BECOME MORE SUCCESSFUL IN OBTAINING CERTIFICATES AND DEGREES, ENABLING THEM TO OBTAIN HIGHER WAGE CAREERS AND BECOME AN INTEGRAL PART OF A VIBRANT WORKFORCE.

"The initiative is helping me to stay on track, keep a good mindset, and is helping me to keep my grades up."
- Student quote

"It was great to know that someone cared enough to call and check up on me."
- Student quote



+19%

Students who improved their GPA to 2.5+ despite challenges faced by COVID-19

+7.2%

YOY increase in success rates for FTIC Black male students

25

SPC faculty and staff who are mentoring African American male students

+575

Black male students who received structured support

+8.8%

Increase in retention of Black male students with a 2.49 GPA or lower

+9%

Increase in retention of FTIC Black male students with a 2.49 GPA or lower



Before & After Statistics

AACC Pathways KPIs

<i>Credit Momentum KPIs</i>	Change Since 2010
Earned 6+ college credits in 1 st term**	12.7%
Earned 12+ college credits in 1 st term	7.1%
Earned 15+ college credits in year 1	9.1%
Earned 24+ college credits in year 1**	6.6%
Earned 30+ college credits in year 1**	3.1%
Attempted 15+ credits (any level) in the first term	0.8%
Attempted 30+ credits (any level) in the first year**	2.6%
<i>Gateway Math and English Completion KPIs</i>	
Completed college math in year 1	12.5%
Completed college english in year 1	7.7%
Completed both college math and English in year 1	12.5%



Next Steps

Student Life
&
Leadership

High Impact
Activities
“What Works?”

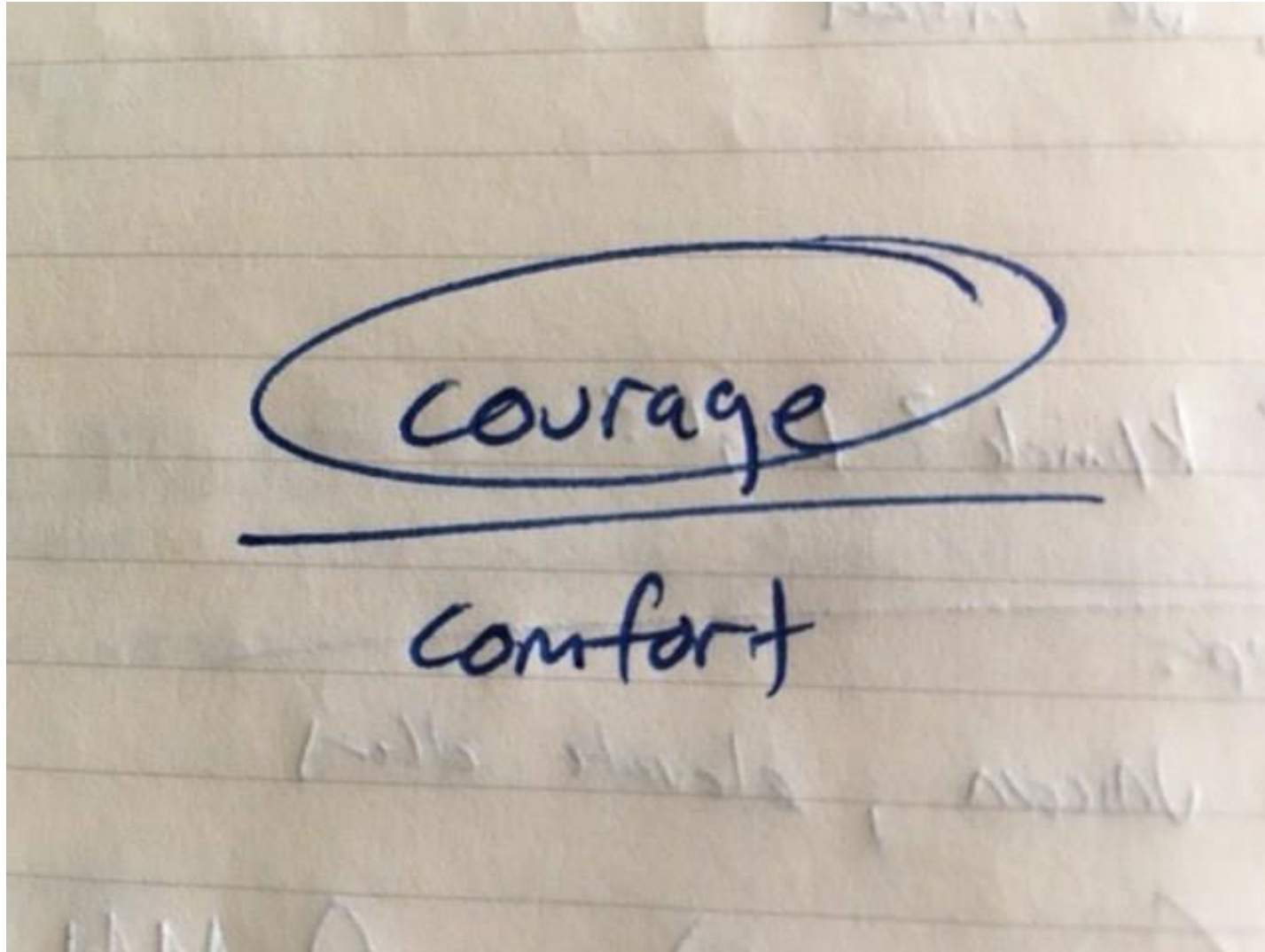
Online

Activities
that
Enhance
Classwork

Embed in
Coursework



We Challenge You!





Questions?

